

# Labour Force Survey Highlights - March 2026

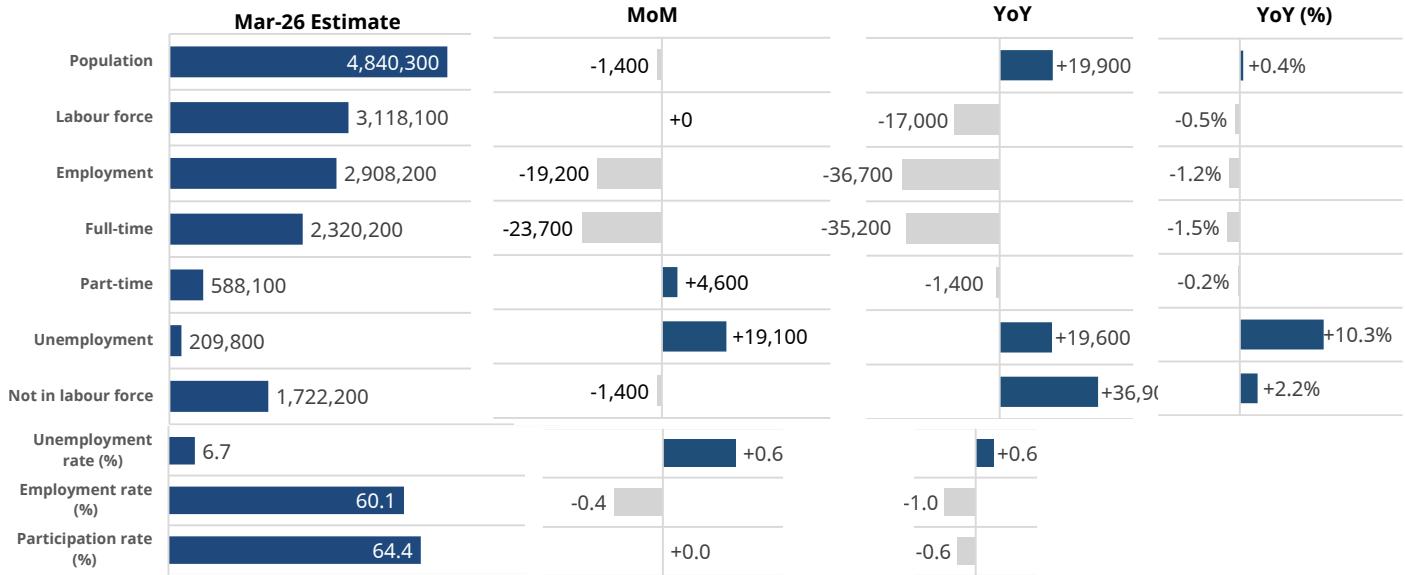


Released April 10, 2026

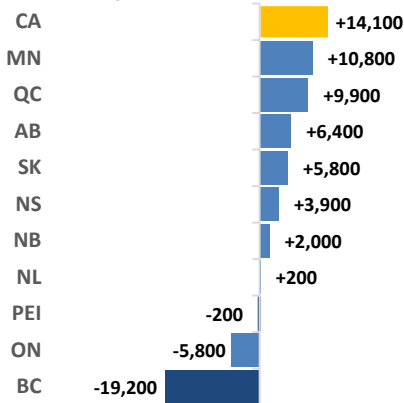
- B.C. lost 19,200 jobs in March. The province gained 4,600 part-time jobs but lost 23,700 full-time jobs.
- British Columbia recorded the steepest employment decline among provinces (-0.7%), in contrast to continued gains in Manitoba (+10,800; +1.5%), Alberta (+6,400; +0.2%) and Saskatchewan (+5,800; +0.9%).
- The unemployment rate rose 0.6 percentage points to 6.7% reaching its highest level since February 2016, excluding the COVID-19 years (2020-2021).
- Job losses were concentrated in the private-sector (-37,900), while the public-sector increased modestly (+5,400).
- Employment declines were driven largely by service-producing industries, led by Wholesale and retail trade (-9,700), Finance, insurance, real estate, rental and leasing (-7,200), and Professional, scientific and technical services (-5,800).
- The Lower Mainland-Southwest (including Metro Vancouver) experienced the most significant employment decline (-6,300; -0.3%). This Economic region accounts for the largest share of BC's labour force and is highly concentrated with service-producing industries.
- Despite weakening employment conditions, average hourly wages increased 3.8% year-over-year (+\$1.44 to \$39.08) in March.
- 2 out of 10 key labour market indicators improved in March, with one key remaining essentially unchanged.



## British Columbia's Labour Force Characteristics



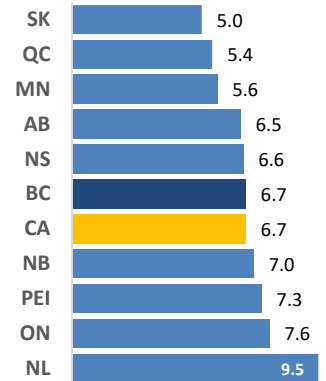
Monthly Employment Change by Province



BC Unemployment Rate



Unemployment Rate (%) by Province



Note: all monthly data is seasonally adjusted unless otherwise noted.